

PLAYFUL

tavi

tavi

Sideboard

open modules

top-mounted modules



The concept

cheekily set up

The tavi sideboard programme plays with its possibilities. The open elements are positioned at the top, front or side - hence the name tavi, which comes from the Slavic word for "set up". Presentation surfaces alternate with closed fronts and tempt you to play with the levels.

The large selection of modules with combinations of hinged doors, drawers and flaps allows many very individualised low-board, sideboard, solitary or high-board configurations and brings movement into the furnishing concept - tavi can go from very small to large.

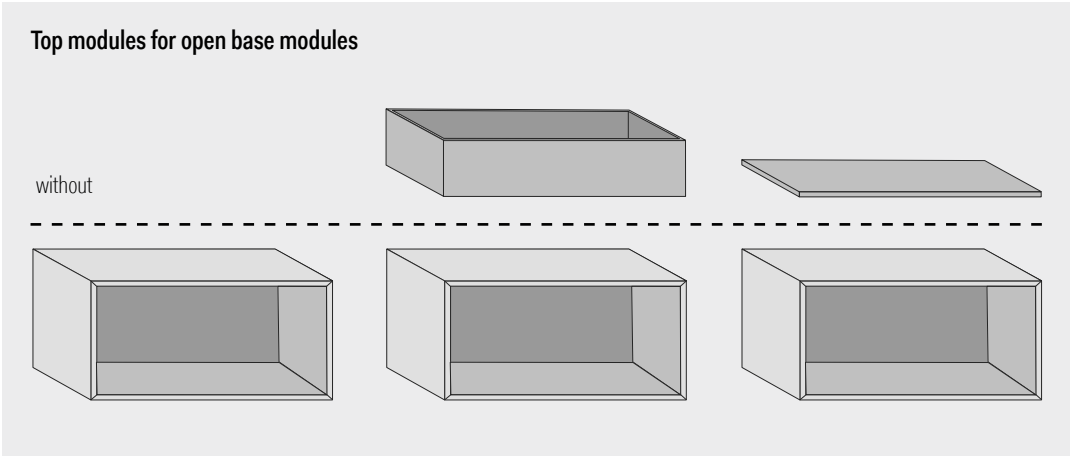
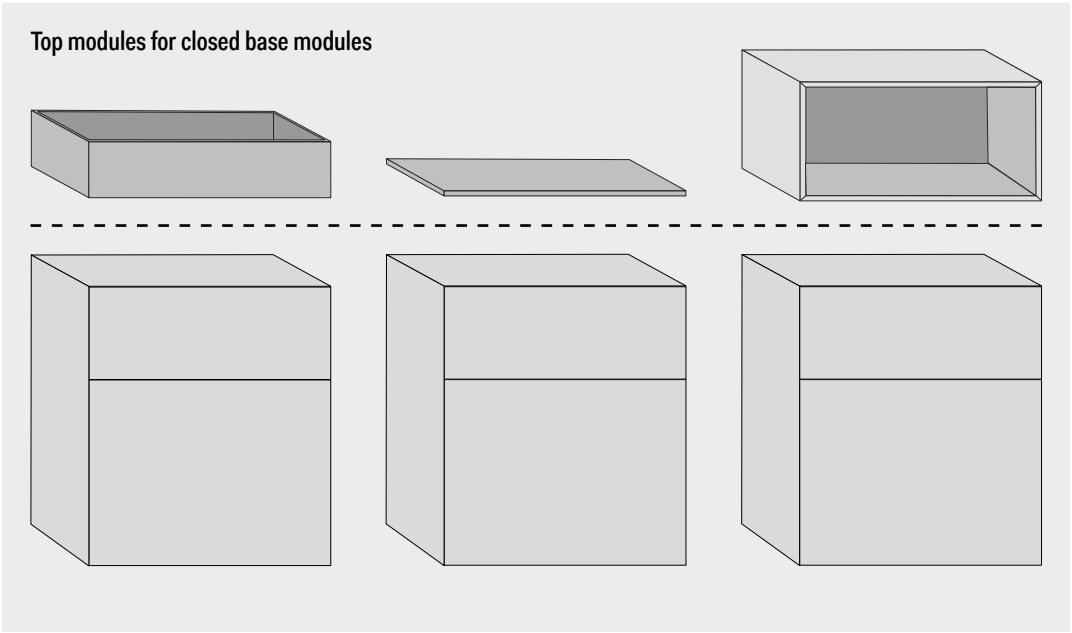
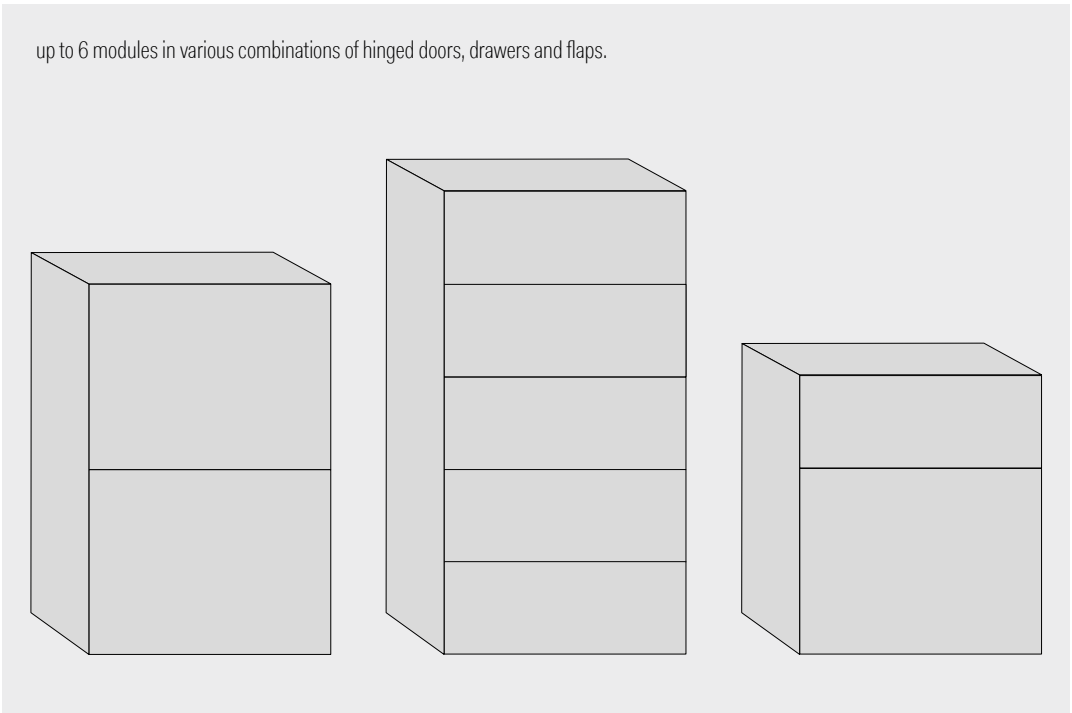


Programme description

Modular system and planning logic	4
Cover panel and tray	5
Open modules	6
open side modules	7
handles	8
legs and base frames	10

modules

Modular system and planning logic



modules

Cover panel and tray



Cover panel
Thickness: 16 mm, stone 12 mm Widths:
40/50/60/80/100/120 cm available per
metre



tray
Height: 10 cm
Widths: 40/50/60/80/100/120 cm



Tray insert
tray insertwith two sockets
1x Schuko plug
1x USB- C and USB-A combination

Left/right/both sides can be planned



tray insert
linoleum in the colour nero with interlücke flag
for easier lifting of the insert.

modules

open modules



open modules
Thickness: 16mm
Depth: flush with fronts

Moulded body

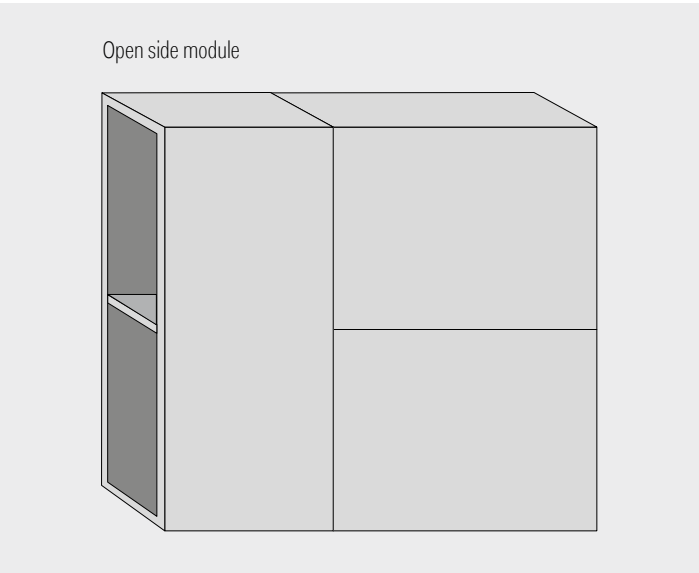
Planning options
As a standalone module,
with connection to other modules,
On top of closed modules

Wall-mounted, with feet or frame (p.9)



modules

open side modules




open side modules
Depth: 50 cm; 3-6 modules

Not available as wall- mounted modules

From the front view, the open side modules
continue the front look.

Open modules in combination with cover panels



Handle options

Handle options

A wide range of handle options are available for the design of tavi.
The semi-circular handle makes a stylish design statement, while the handleless push-to-open function or the subtle angled handle emphasise the clarity of the fronts.
Handle variants in leather add texture to the variety of materials used in tavi.

The profile handle is simple, elegant and practical and is particularly suitable in combination with the Intaro wardrobe system with the same handle.

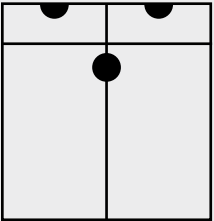


semi-circular handle
Matt lacquer
On drawers in the centre of the top edge

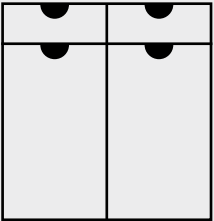


Handle positions - semi-circular handle

Standard:
Drawer: Centre at top edge
Hinged door: Centre of top module on side edge



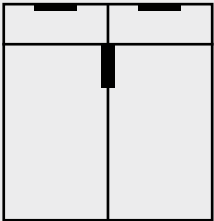
Alternative:
Drawer and hinged door: centred on top edge



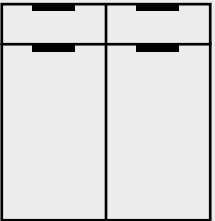
profile handle, Matt lacquer, O86 stainless steel coloured, O82 burnished

Handle positions - Profile handle

Standard:
Drawer: Centre at top edge
Hinged door: Corner top edge side edge



Alternative:
Drawer and hinged door: centred on top edge



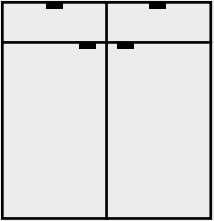
leather handle, black, brown



angled handle, Matt lacquer, O86 stainless steel coloured, O82 burnished

Handle positions - leather and angled handle

Standard:
Drawer: Set in the centre of the top edge
Hinged door: Set into top edge, 50 mm distance to side edge



push to open, handleless

legs and base frames



Wall-mounted



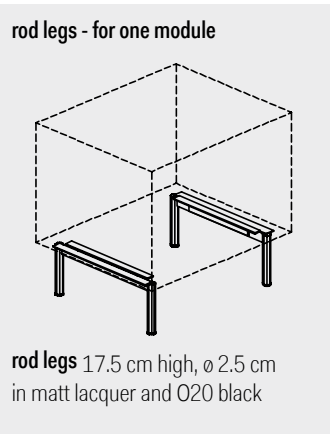
Standard base 2.5 cm high



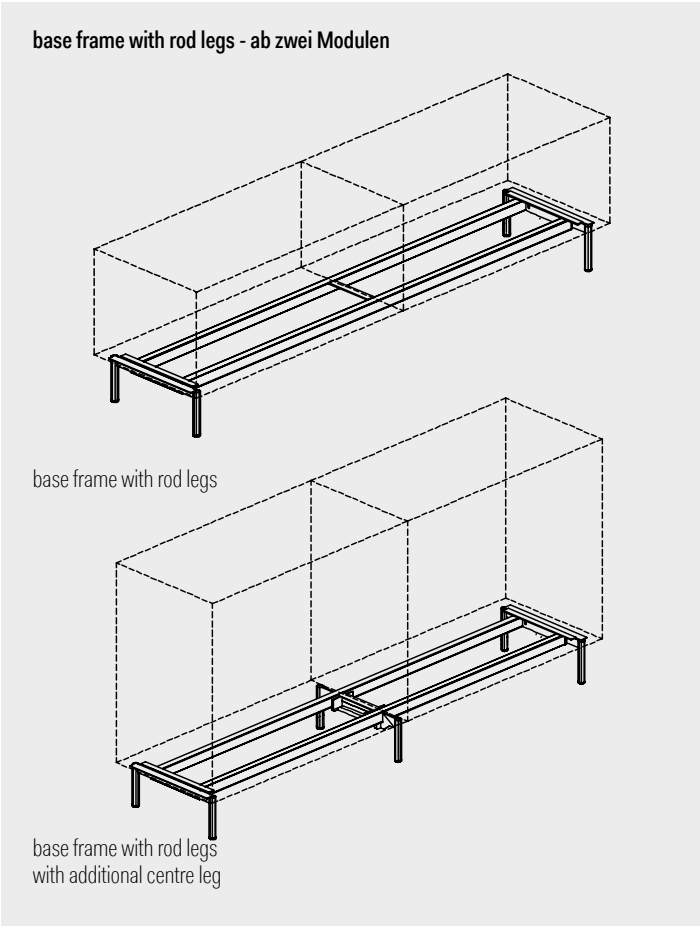
plinth profile 4 cm high



round legs 4 cm high



base frame with rod legs 17.5 cm high, ø 2.5 cm in matt lacquer and O20 black
Base frame are possible for sideboards up to a height of 4 modules. From a width of 160 cm, a centre leg is required for 3 and 4 module heights. Hinge-door modules can be planned on base frames up to a height of 5 modules. rod feet are indented 4 cm from the outer edges.



legs and base frames